Red-Black Trees

Wednesday, 27 September 2023 5:42 PM

For Data Structures, so far we've seen:

- ⓘ Min heaps, through Fibonacci Heaps
  supporting Extract-Min & Decrease-Key
- ⓘⓘ Union-Find
  supporting Union & Find

Will look at a basic DS used in maintaining a database, where each entry has a unique key.

Typical operations we need to support are:

Find (x), Insert (x), Delete (x)

We want to do these in $O(\log n)$ worst-case time.

A binary search tree is a binary tree w/ the property that: for any keys l & r in the left & right subtrees of v respectively,

$$l.\text{key} < v.\text{key} < r.\text{key}$$

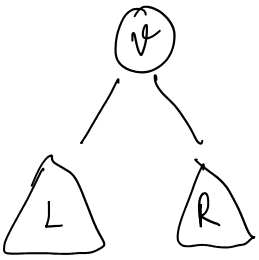

(assume that all keys are unique)

This allows us to do Find(x) in time O(ht. of tree).

Further, we can list all keys in the tree in order, in time $O(n)$:

in-order (x) {

```
    if (x.left ≠ NIL) in-order (x, left)
    print x.key
    if (x.right ≠ NIL) in-order (x.right)
}
```

by calling in-order (r), where r is the root of the tree. this is called an in-order traversal of the binary tree.

Note: for any node x, the immediate successor is the left-most node of right subtree

Red-Black Trees:

In addition to usual info (key, ptrs. to parent, left-child, right-child) each node has a "colour", red or black. Each leaf is a NIL node.

A red-black tree has the following properties:

① (a) Root is black

  (b) all leaves (NIL nodes) are black

② All children of a red node are black

③ Any path from root to a leaf has the same number of black nodes

NOTE: ① it follows from ③ that if a node v has a single child, this child must be red, and by ②, v cannot have any black descendants (and hence, the red child is it's ONLY descendant).

② if the only violation is in 1(a), i.e., the root is coloured red, we can recolor the root black immediately.

Example: (throughout, double circles denote black nodes)

(x's denote leaf NIL nodes)

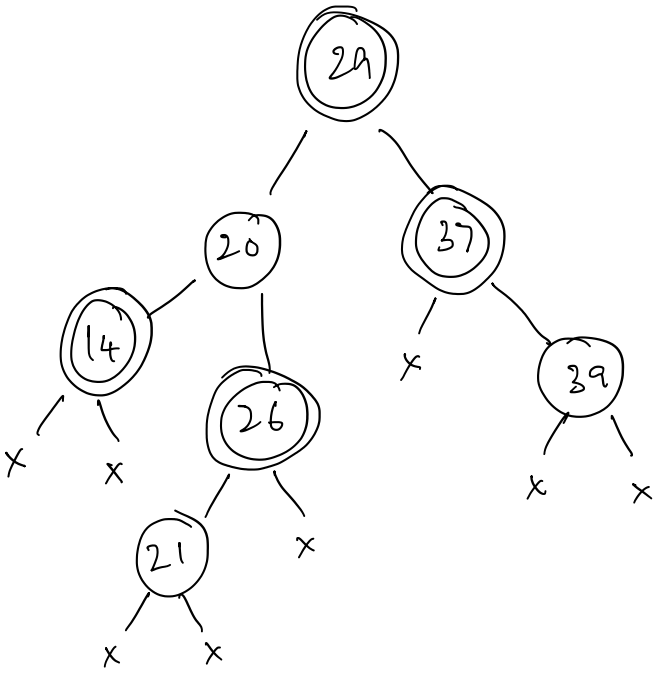
29
20
37
14
26
39
21
x
x
x
x
x
x
x
x
x

Lemma: A R-B tree with n nodes has height $O(\log_2 n)$

Proof: Let l be the # of black nodes on any root-leaf path. Note that ht. of tree $\leq 2l$

Also, the binary tree is complete until ht. l

$\Rightarrow$ # nodes (incl. NIL leaves) $= 2n+1 \geq 2^l$

$\Rightarrow l \leq \log_2(2n+1)$

thus ht. of tree $\leq 2\log_2(2n+1)$ ∎

Find (x) operation is immediate.

We now consider Insert (x) & Delete (x)

A basic operation in R-B trees is rotation:

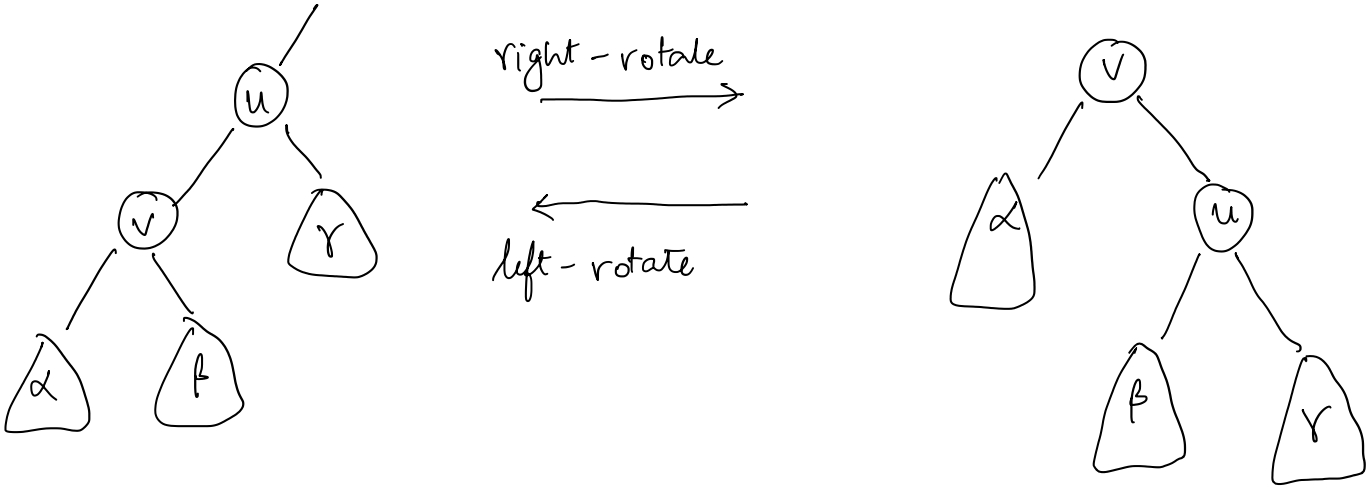
u
v
γ
α
β
right-rotate
left-rotate
v
α
u
β
γ

Note that (i) Binary search tree property is maintained:

$$\alpha.key < v.key < \beta.key < u.key < \gamma.key$$

(ii) A rotation operation can be done in time $O(1)$

Notation :

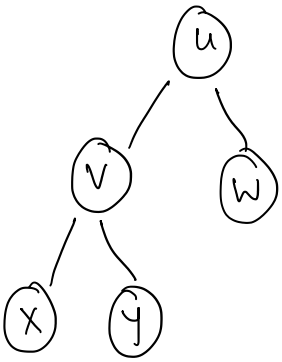

w is v's sibling (v.s)
x is w's left nephew (w.ln)
y is w's right nephew (w.rn)
u is v's parent (u.p)
w is x's uncle (x.u)

INSERT (x):

Assume Find (x) returns a pointer to leaf node where x should be.

Replace this leaf node w/ a new node with key = x.

Colour it red.

This preserves all properties EXCEPT property 2, if parent is red.

Example:

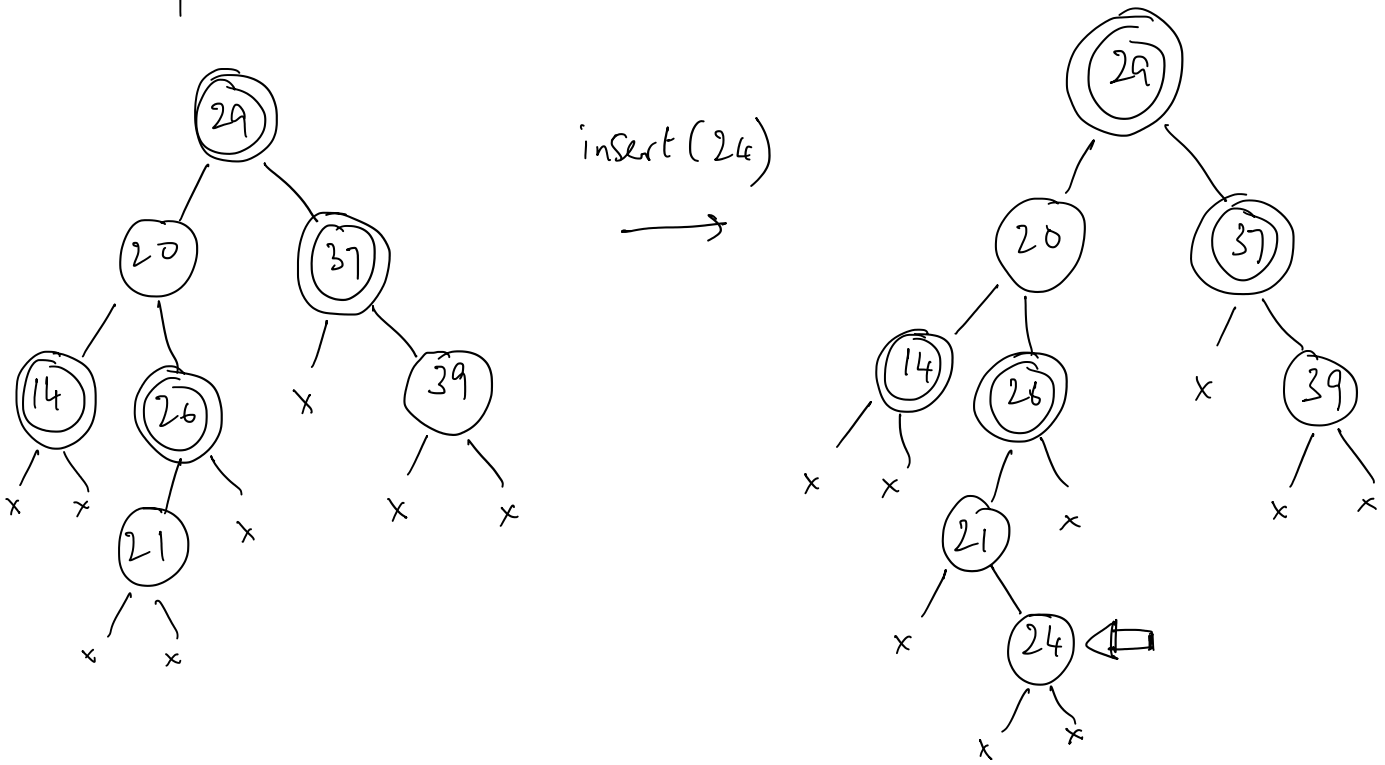
29
20
37
14
26
21
39
x
insert(24)
29
20
37
14
26
21
24
39
x

Idea: Maintain ptr to node v s.t.:

① v.color = red, v.p.color = red & this is ONLY violation,

(ii) either resolve violation (w/o creating any new ones), OR push v up the tree towards the root.

Assume now that $v \neq$ root, v.color = red, v.p.color = red

hence v.s.color = black, v.p.p.color = black

(and parent of parent must exist)

CASE I: v.uncle.color = red

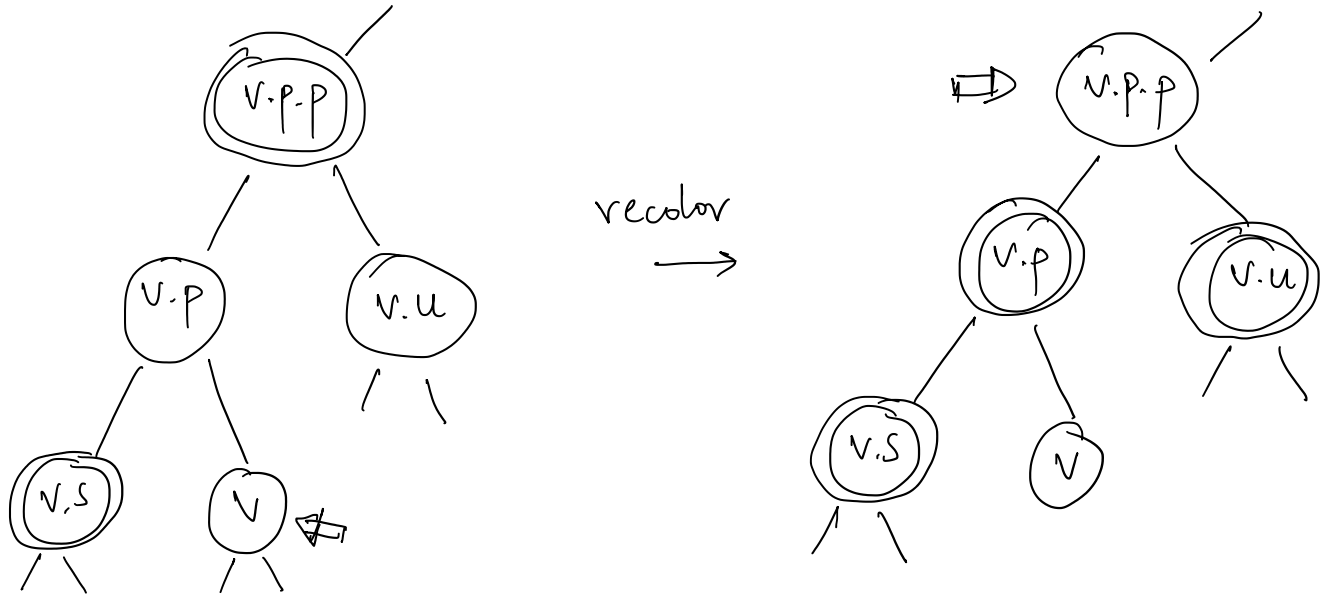
v.p.p
v.p
v.u
v.s
v
recolor
v.p.p
v.p
v.u
v.s
v

This moves ptr. to violation up the tree

CASE II: v. uncle. color = black : 1 or 2 rotations & recolor

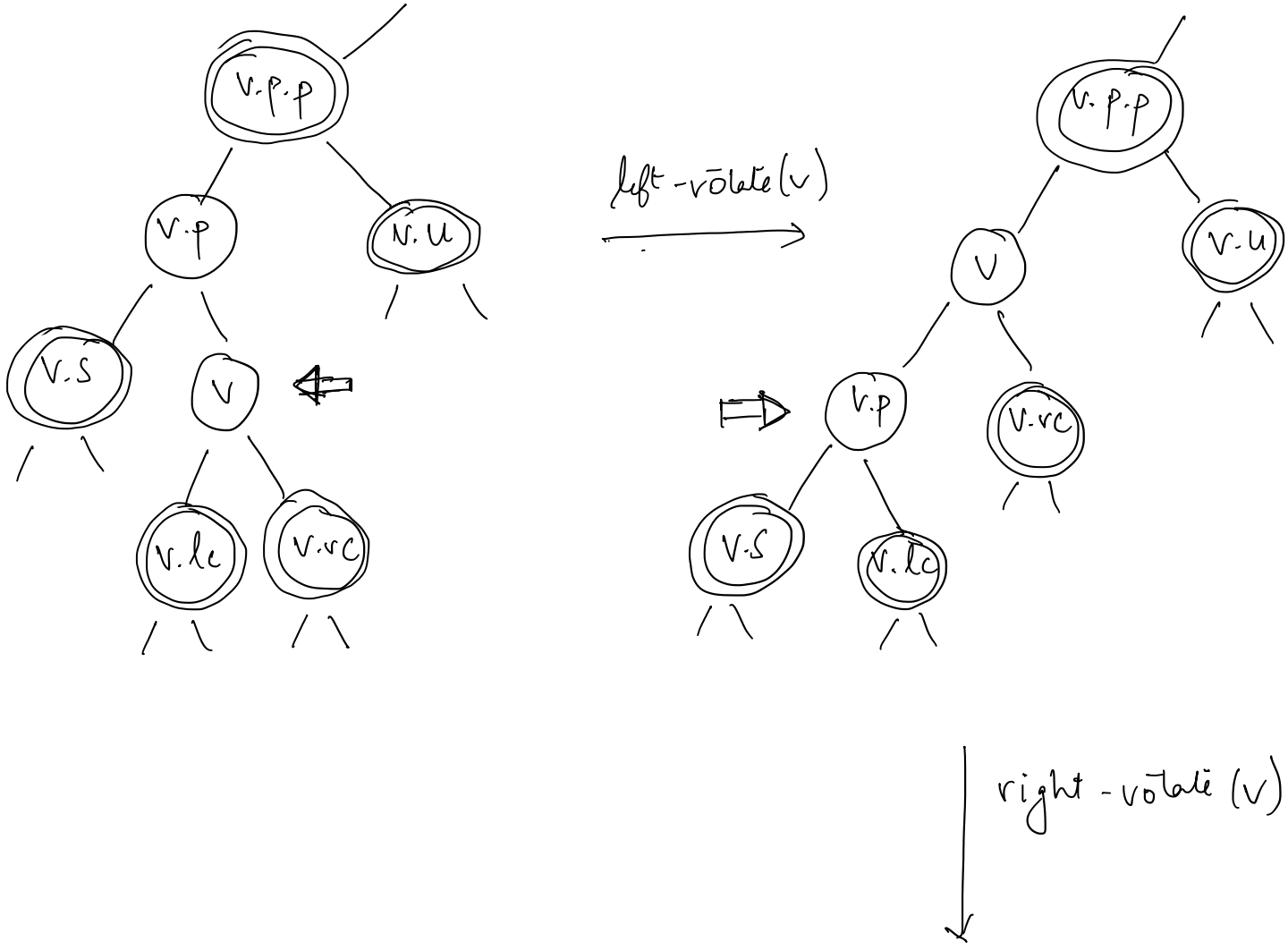
v.p.p
v.p
v.u
v.s
v
v.lc
v.rc
left-rotate(v)
v.p.p
v
v.u
v.p
v.rc
v.s
v.lc
right-rotate(v)

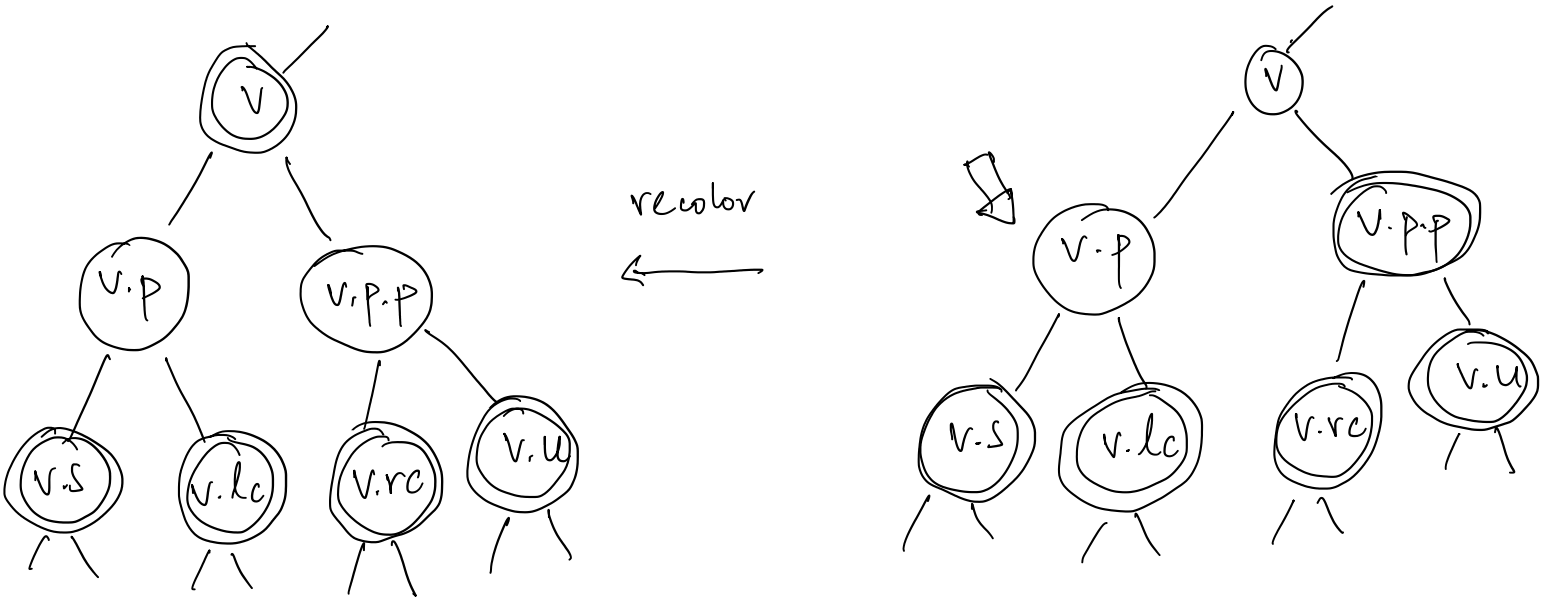
v
v.p
v.p.p
v.s
v.lc
v.rc
v.u
recolor
v
v.p
v.p.p
v.s
v.lc
v.rc
v.u

Note that here we are done, there are no more violations.
Also if v is left-child of parent, first rotate is not required.

This shows that we can insert a key in time $O(\log n)$.

DELETE (x) :

To delete a node, we will replace it by its in-order successor (say y), & then delete y.
Note that y is the left most node in right subtree.
If x has no right child, we replace x by its inorder predecessor (say y), & then delete y.
In this case y is the rightmost node in left subtree.
In both these cases, x's original colour is retained.

If x has no children, let $y = x$.

non-NIL

Now note that y is either a leaf, or has exactly one child.

Example:

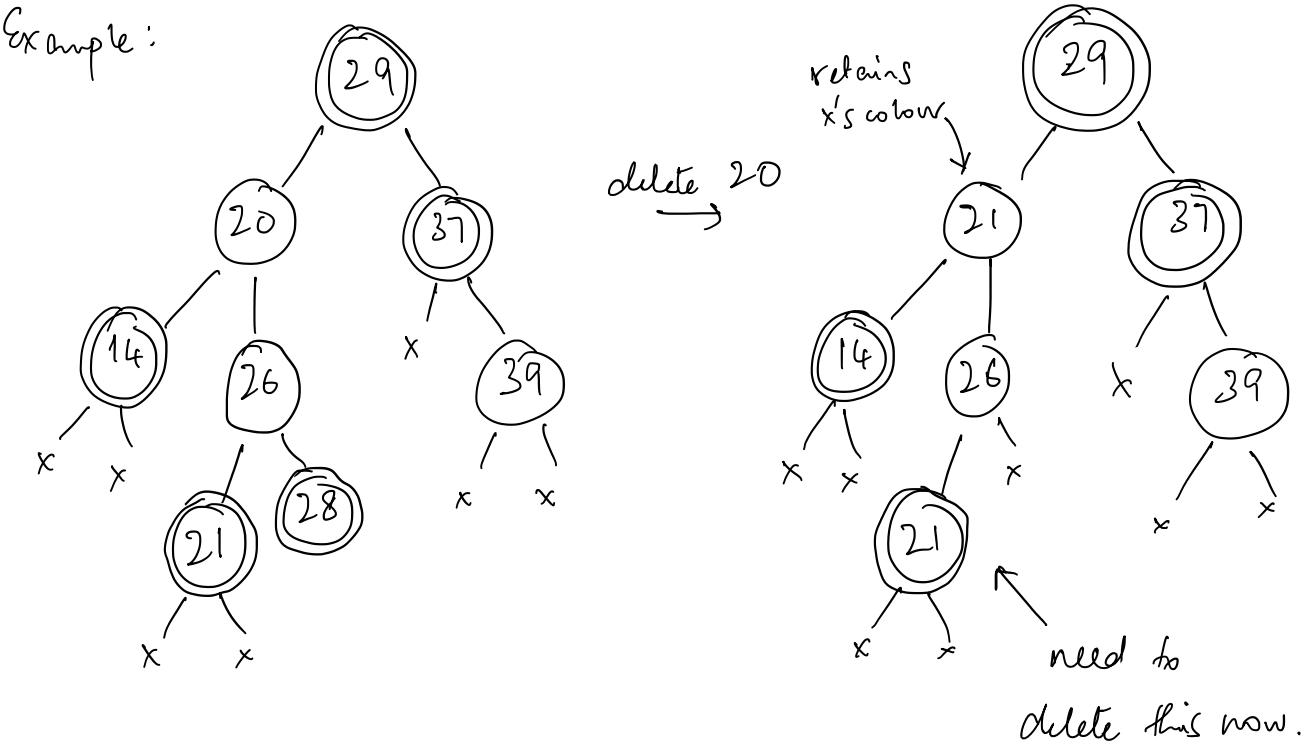
29
20
37
14
26
39
21
28
x
delete 20
retains x's colour
21
need to delete this now.

If y has a child, then the child must be coloured red (else the tree has two paths of differing black-lengths) & hence y must be coloured black.
Here, we replace y by its child, colour it black. This satisfies all the constraints.

If y is a leaf (not a NIL node) & is coloured red, we can simply delete it.

If y is a leaf (not a NIL node) & is coloured black, the situation is complicated. Removing y would create a black - length imbalance.

NOTE: if y is coloured black, it must have a sibling.

In this case, we delete y (replacing it with a NIL node), & colour it "double - black". If this is counted as 2 black nodes, then there is no violation of the R-B tree properties.

In the remainder, we will try & resolve this, either by rotation / recoloring, or pushing up the double - black node.

(note that in the following, the leaf NIL node, that is originally double - black, is never pushed upwards).

We use ◎$^{+}$ to denote a double - black node.

Further:

y.s → y's sibling

y.p → y's parent

y.u → y's uncle (parent's sibling)

y.lc, y.rc → y's left & right child

y.ln, y.rn → y's left & right nephew (uncle's children)

CASE I: · y.s black, y.p, y.ln, y.rn all black

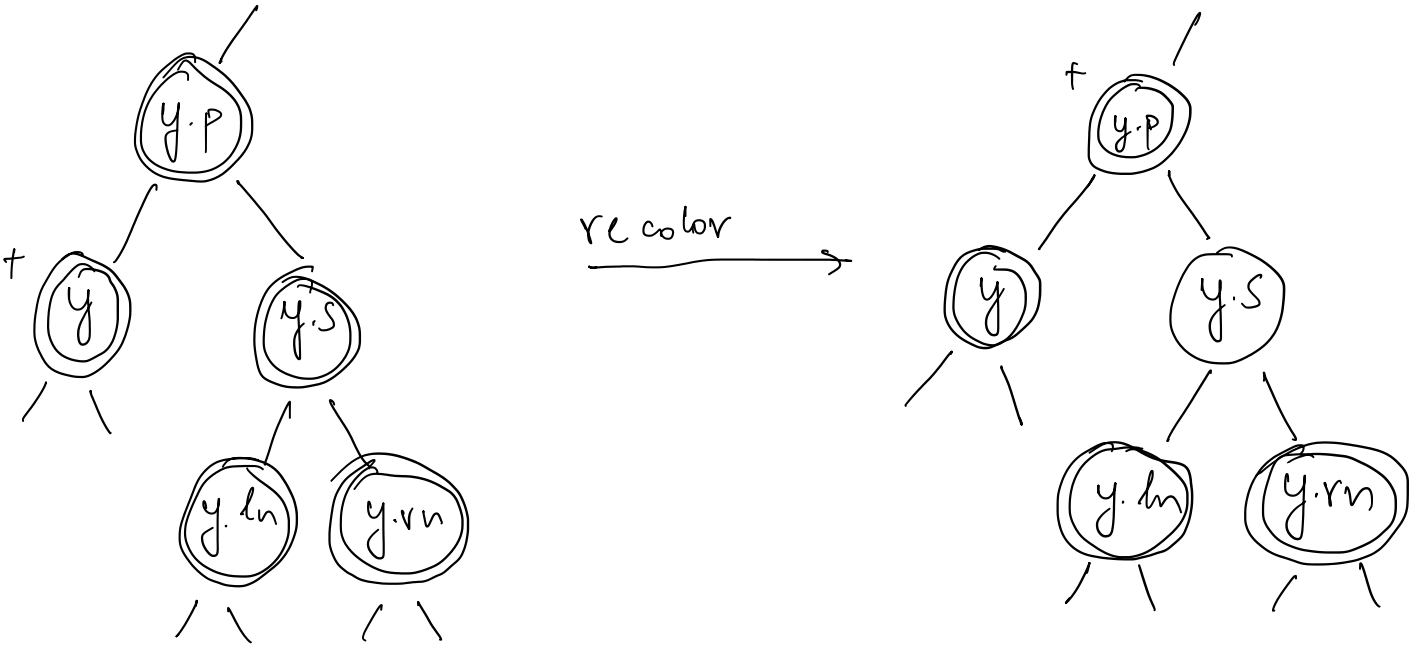
y.p
+
y
y.s
y.ln
y.rn
recolor
+
y.p
y
y.s
y.ln
y.rn

in this case, double black node is pushed up.

CASE II : y.s black, y.ln, y.rn black, y.p red

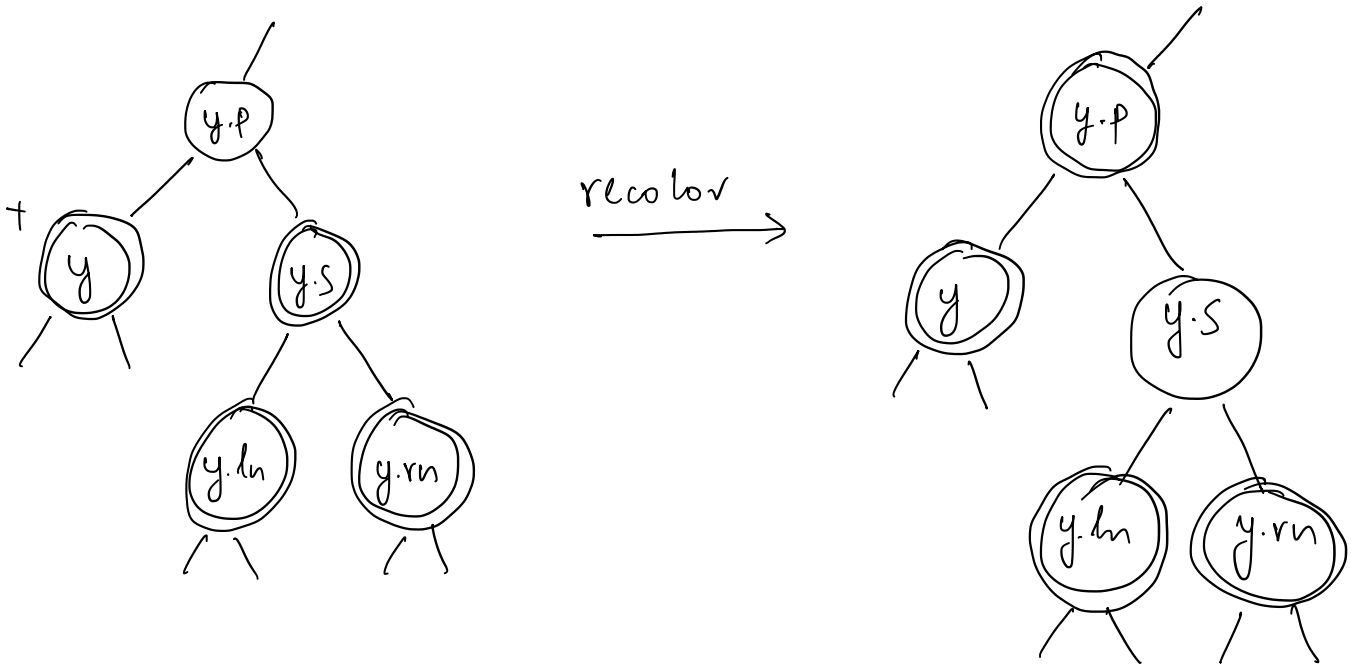
y.p
+
y
y.s
y.ln
y.rn
recolor
y.p
y
y.s
y.ln
y.rn

In this case, we stop

CASE III : y.s black, y.rn red

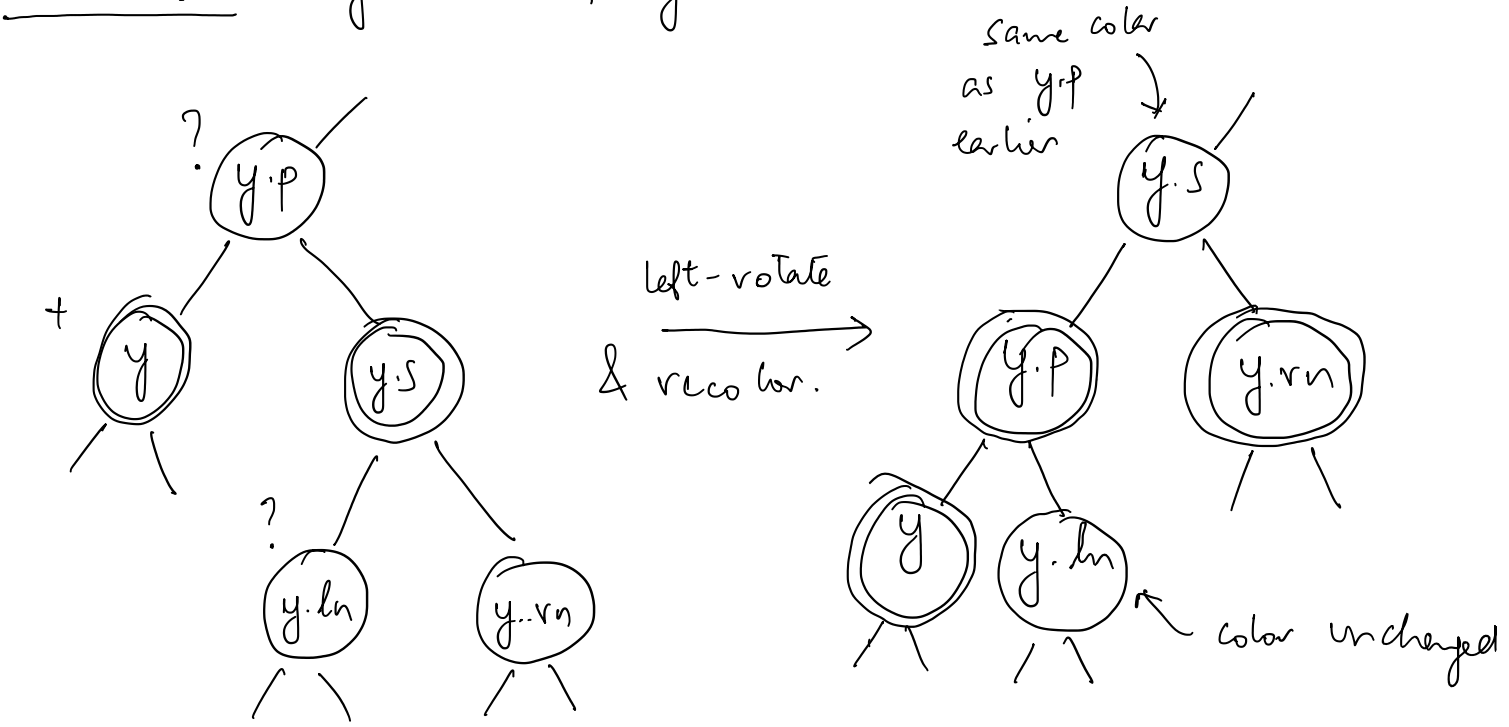
?
y.p
+
y
y.s
?
y.ln
y.rn
left-rotate
& recolor.
same color as y.p earlier
y.s
y.p
y.rn
y
y.ln
color unchanged

In this case, we stop.

CASE IV : y.s black, y.rn black, y.ln red

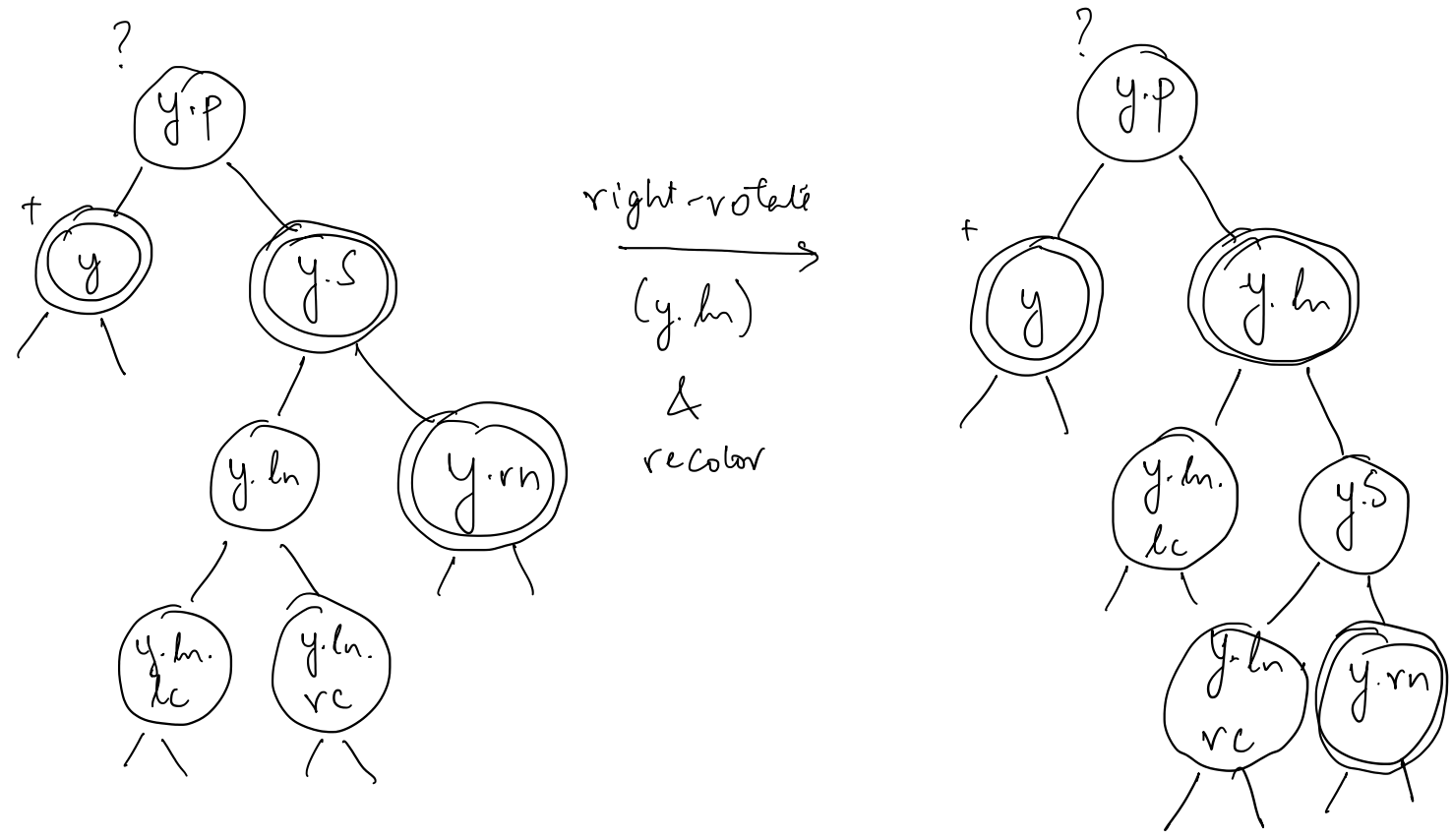
?
y.p
+
y
y.s
y.ln
y.rn
y.ln.lc
y.ln.rc
right-rotate
(y.ln)
&
recolor
?
y.p
+
y
y.ln
y.ln.lc
y.S
y.ln
rc
y.rn

Now we are in Case III : y.s black, y.rn red

CASE V : y.s red (in which case, y.ln & y.rn are black)

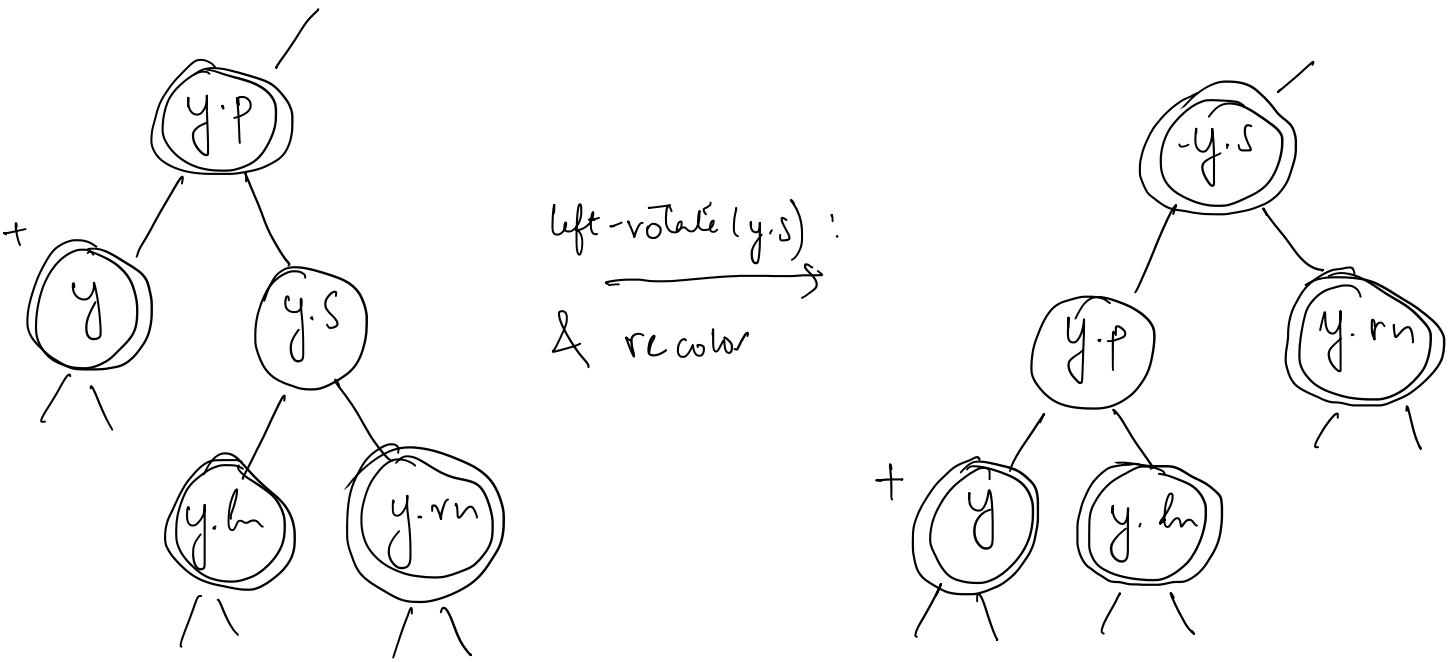
y.p
+
y
y.s
y.ln
y.rn
left-rotate (y.s) :
& recolor
y.s
y.p
y.rn
+
y
y.ln

now y.s is black, and we are in one of the previous cases,

This completes the description of the delete opn.